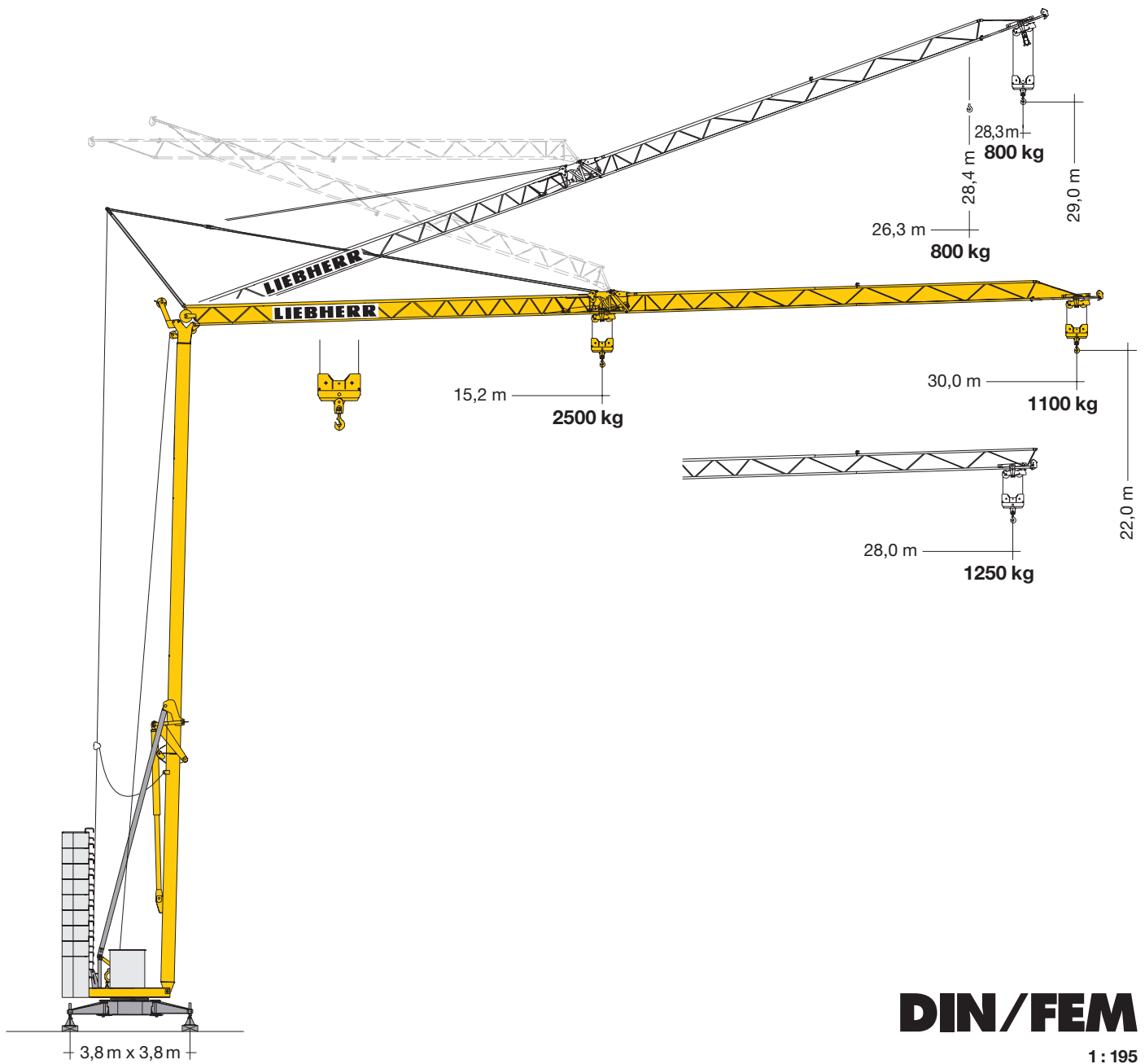


Turmdrehkran 32 H

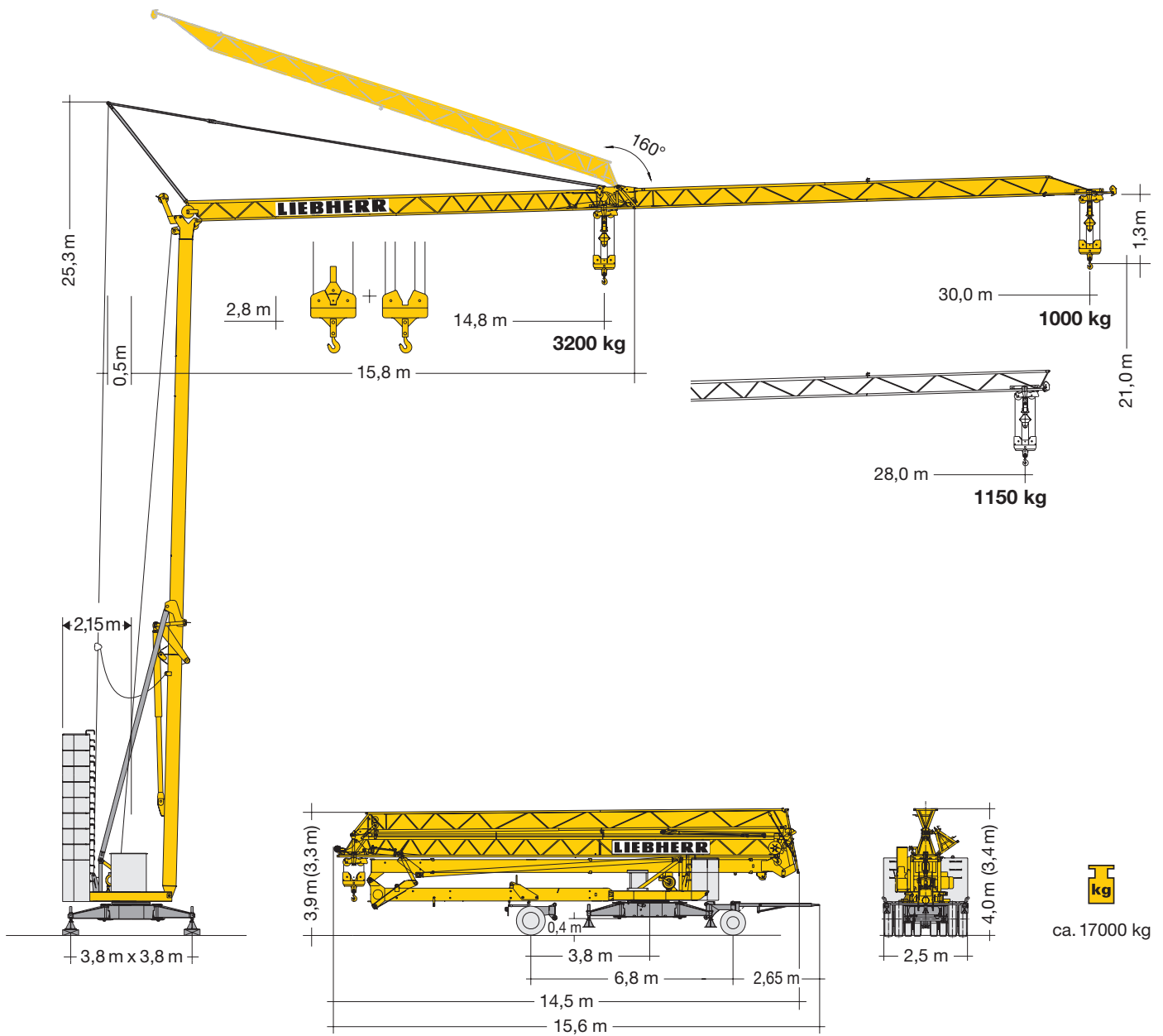
Tower Crane / Grue à tour / Gru a torre
Grúa torre / Guindaste de torre



DIN/FEM

1 : 195

LIEBHERR



Gewicht

Weight / Poids / Peso / Peso / Pesos

<p>r = 2,15 m</p>	<p>1 x 4800 kg 7 x 2000 kg</p>	<p>18800 kg</p>	<p>1 x 4800 kg 8 x 2000 kg</p>	<p>20800 kg</p>	<p>kg</p> <p>10500 kg</p>
	<p>1 x 6800 kg 6 x 2000 kg</p>	<p>18800 kg</p>	<p>1 x 6800 kg 7 x 2000 kg</p>	<p>20800 kg</p>	

Ausladung und Tragfähigkeit

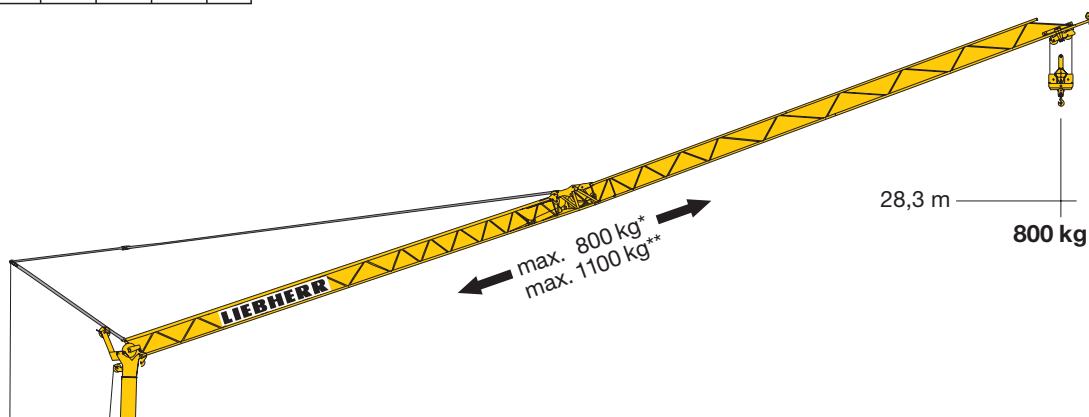
Radius and capacity / Portée et charge / Sbraccio e portata / Alcances y cargas / Alcance e capacidade de carga

m	m/kg	m/kg																		
		12,0	13,0	14,0	15,0	16,0	17,0	18,0	19,0	20,0	21,0	22,0	23,0	24,0	25,0	26,0	27,0	28,0	29,0	30,0
30,0	2,8-15,2 2500	2500	2500	2500	2500	2350	2180	2040	1910	1800	1700	1600	1520	1440	1370	1310	1250	1200	1150	1100
28,0	2,8-15,7 2500	2500	2500	2500	2500	2450	2270	2120	1990	1870	1770	1670	1580	1500	1430	1370	1310	1250	1200	1150
14,8	2,8-14,8 2500	2500	2500	2500	2500															

m	m/kg	m/kg																				
		10,0	11,0	12,0	13,0	14,0	15,0	16,0	17,0	18,0	19,0	20,0	21,0	22,0	23,0	24,0	25,0	26,0	27,0	28,0	29,0	30,0
30,0	2,8-17,2 2000	2000	2000	2000	2000	2000	2000	2000	2000	1890	1770	1660	1560	1480	1400	1320	1260	1200	1140	1090	1040	1000
28,0	2,8-17,9 2000	2000	2000	2000	2000	2000	2000	2000	2000	1990	1860	1750	1640	1550	1470	1390	1330	1260	1200	1150		
14,8	2,8-14,8 2000	2000	2000	2000	2000	2000	2000															

m	m/kg	m/kg																				
		10,0	11,0	12,0	13,0	14,0	15,0	16,0	17,0	18,0	19,0	20,0	21,0	22,0	23,0	24,0	25,0	26,0	27,0	28,0	29,0	30,0
30,0	2,8-9,9 4000	3970	3500	3140	2840	2580	2370	2190	2030	1890	1770	1660	1560	1480	1400	1320	1260	1200	1140	1090	1040	1000
28,0	2,8-10,3 4000	4000	3680	3290	2980	2710	2490	2300	2130	1990	1860	1750	1640	1550	1470	1390	1330	1260	1200	1150		
14,8	2,8-12,4 4000	4000	4000	4000	3750	3430	3200															

Auslegersteilstellung 20°
Elevated jib 20°
Flèche inclinée 20°
Braccio inclinato a 20°
Pluma inclinada 20°
Lança inclinada 20°



Antriebe

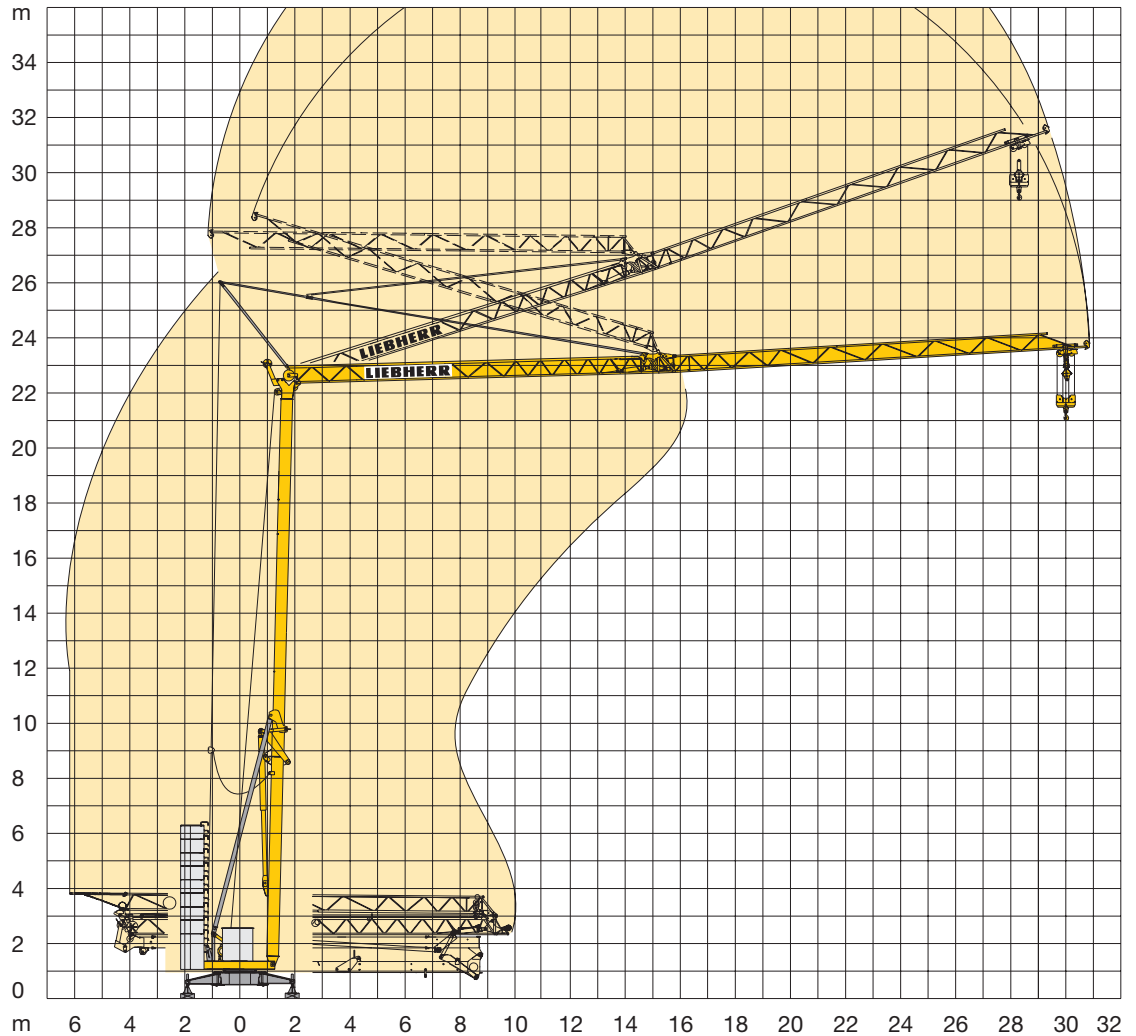
Driving units / Mécanismes d'entraînement / Azionamenti / Mecanismos / Mecanismos

	U/min 0 ↔ 0,8 sl./min tr./min	2,2 kW EDC
	18,0 / 36,0 m/min	1,1 / 1,8 kW * 1,9 / 2,8 kW **
	ca. 160°/min.	4,0 kW

BGL		C.0.05.0031
------------	--	-------------

	400 V	Hz	kVA
57,0 m	4 x 6 mm ² KL	50	19,0 KL
87,0 m	4 x 6 mm ² FU		17,0 FU

	Stufe / Step / Cran	
	Marcia / Velocidad	Velocidade
	kg	m/min
11,0 kW KL		1 2500 5,0
		2 2500 20,0
		3 1300 40,0
	1 2000 5,0	
	2 2000 20,0	
	3 1300 40,0	
11,0 kW FU		1 2500 4,0
		2 2500 20,0
		3 1300 38,0
	1 2000 4,0	
	2 2000 20,0	
	3 1300 38,0	
	4 1000 50,0	



Kolli-Liste

Packing List / Liste de colisage / Lista dei colli / Lista de contenido / Lista de embalagem

Pos. Item Rep. Voce Pos. Ref.	Anz. Qty. Qte. Qta. Cant. Cant.				L (m)	B (m)	H (m)	kg	
1	1	Transportachse vorne, H-Adapter Road transport axle front, H adapter Essieux de transport avant, pièce d'adapt. H Assale anteriore, adattatore per H Eje de transporte delantero, adaptador H Eixo de transporte dianteiro, adaptador H	Tra 100 KY 2			4,30	1,25	1,31	750
			Tra 100 KY 6 Tra 100 KY 6 A						
2	1	Transportachse hinten, H-Adapter Road transport axle behind, H adapter Essieux de transport arrière, pièce d'adapt. H Assale posteriore, adattatore per H Eje de transporte trasero, adaptador H Eixo de transporte traseiro, adaptador H	Tra 120 GY 1 und/and/et e/y/y GY 1 A			1,60	2,50	1,20	1000
3	1	Transportachse vorne m. Zwischenadapter Road transport axle front w. adapter Essieux de transport avant a. pièce d'adapt. Assale anteriore con adattatore intermedio Eje de transporte delantero con adaptador intermedio Eixo de transporte dianteiro com adaptador intermédio	Tra 100 KY 2			4,30	1,25	1,31	950
			Tra 100 KY 6 Tra 100 KY 6 A						
4	1	Transportachse hinten m. Zwischenadapter Road transport axle behind w. adapter Essieux de transport arrière a. pièce d'adapt. Assale posteriore con adattatore intermedio Eje de transporte trasero con adaptador intermedio Eixo de transporte traseiro com adaptador intermédio	Tra 120 GY 1 und/and/et e/y/y GY 1 A			1,75	2,50	1,25	1200

Konstruktionsänderungen vorbehalten!
 Subject to alterations! / Sous réserves de modifications!
 Si fa riserva di modifiche! / Salvo modificação da construoção!
 ¡Sujeto a modificaciones!

Sämtliche Angaben erfolgen ohne Gewähr. / This information is supplied without liability.
 Ces renseignements sont sans garantie. / Le indicazioni contenute si intendono salvo errori ed omissioni.
 Declinamos toda responsabilidad derivada de la información proporcionada.
 Declinamos qualquer responsabilidade quanto à informação fornecida.

120 P – 4731 H1 B3 DIN 15018 • BGL C.0.05.0031 / FEM (Section 1) Krangruppe A3 und OENORM T3 • 04.07 / 6

Printed in Germany.